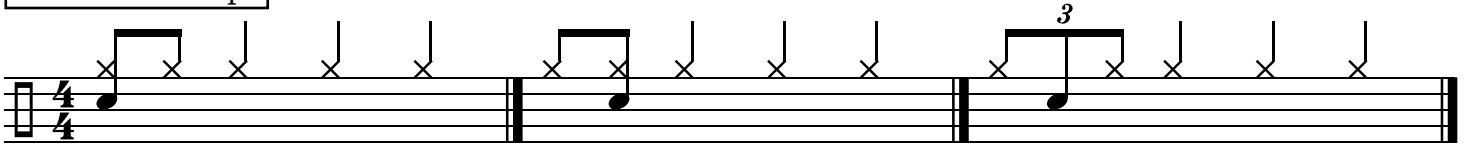


# Accenting the ride cymbal

## Syncopation Lesson 4

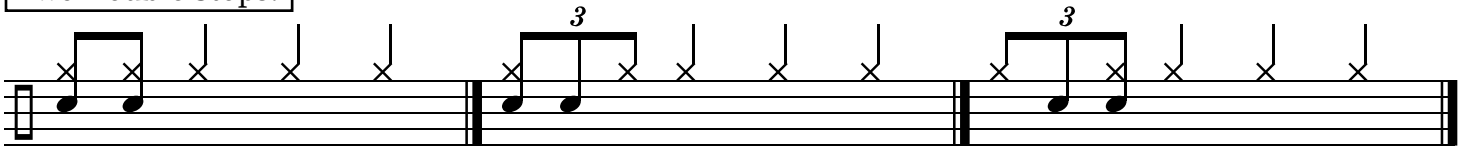
M. Tuck

### One Double Stop:

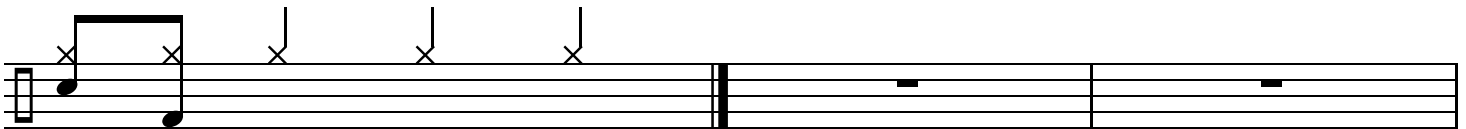


Accent one triplet partial per group of eighth notes. Orchestrate on snare, bass drum, hi-hat or toms.


### Two Double Stops:




Accent two triplet partials per group of eighth notes. Play both notes on one surface, or orchestrate on two different surfaces. For instance, snare plays first note and bass drum plays second note:



### Stick Control



R R L L R L R R



R R L L R R R L R R L R L L

Sticking from George Lawrence Stone's Stick Control work best with exercises 5-13. Take a sticking and orchestrate R=X and L=X. X can be any drum or cymbal played with the left hand and either of your feet.